
INDEPENDENT AUDITOR'S REPORT

To the Members of M/s Vivimed Life Sciences Private Limited

Report on the Ind AS financial statements

Opinion

We have audited the accompanying Ind AS financial statements of M/s Vivimed Life Sciences Private Limited ("the Company"), which comprise the Balance Sheet as at 31st March, 2022, the Statement of Profit and Loss (including Other Comprehensive Income), Statement of Changes in Equity and the Statement of Cash Flows for the year then ended, and a summary of the significant accounting policies and other explanatory information (hereinafter referred to as "the financial statements").

In our opinion and to the best of our information and according to the explanations given to us, the aforesaid Ind AS financial statements give the information required by the Companies Act, 2013 ("the Act") in the manner so required and give a true and fair view in conformity with the Indian Accounting Standards prescribed under section 133 of the Act read with the Companies (Indian Accounting Standards) Rules, 2015, as amended, ("Ind AS") and other accounting principles generally accepted in India, of the state of affairs of the Company as at March 31, 2022, the loss and total comprehensive income, changes in equity and its cash flows for the year ended on that date.

Basis for Opinion


We conducted our audit of the financial statements in accordance with the Standards on Auditing specified under section 143(10) of the Act (SAs). Our responsibilities under those Standards are further described in the *Auditor's Responsibilities for the Audit of the Financial Statements* section of our report. We are independent of the Company in accordance with the *Code of Ethics* issued by the Institute of Chartered Accountants of India (ICAI) together with the ethical requirements that are relevant to our audit of the financial statements under the provisions of the Act and the Rules made thereunder, and we have fulfilled our other ethical responsibilities in accordance with these requirements and the ICAI's *Code of Ethics*. We believe that the audit evidence we have obtained is sufficient and appropriate to provide a basis for our audit opinion on the financial statements.

Emphasis of Matter

We draw attention to the following matters in the Notes to the financial statements:

- a. Note No. 10.2 regarding export receivables outstanding beyond the prescribed time limit for realization as per the extant Foreign Exchange Management Act regulations in respect of which no provision is considered necessary by the Management and the attendant circumstances thereon;
- b. Note No. 5.ii regarding amount receivable towards reimbursement of expenses from an overseas group company outstanding beyond the prescribed time limit for realization as per the extant Foreign Exchange Management Act regulations; and,
- c. Note No. 18.2 regarding the amount payable towards imports outstanding beyond the prescribed time limit for payment as per the extant Foreign Exchange Management Act regulations.

Our opinion is not modified in respect of these matters.



Information other than the Financial Statements and Auditor's Report thereon

The Company's Board of Directors is responsible for the other information. The other information comprises the information included in the Board's Report, but does not include the financial statements and our auditor's report thereon.

The Board's Report is expected to be made available to us after the date of this Auditors' Report. Our opinion on the financial statements does not cover the other information and we do not express any form of assurance conclusion thereon.

In connection with our audit of the financial statements, our responsibility is to read the other information and, in doing so, consider whether the other information is materially inconsistent with the financial statements or our knowledge obtained in the audit or otherwise appears to be materially misstated.

When we read Board's Report, if we conclude that there is a material misstatement therein, we are required to communicate the matter to those charged with governance.

Responsibility of the Management and those charged with governance for the financial statements

The Company's Board of Directors is responsible for the matters stated in Section 134(5) of the Act with respect to the preparation of these financial statements that give a true and fair view of the financial position, financial performance, other comprehensive income, changes in equity and cash flows of the Company in accordance with Ind AS and other accounting principles generally accepted in India. This responsibility also includes maintenance of adequate accounting records in accordance with the provisions of the Act for safeguarding the assets of the Company and for preventing and detecting frauds and other irregularities; selection and application of appropriate accounting policies; making judgements and estimates that are reasonable and prudent; and design, implementation and maintenance of internal financial controls, that were operating effectively for ensuring the accuracy and completeness of the accounting records, relevant to the preparation and presentation of the financial statements that give a true and fair view and are free from material misstatement, whether due to fraud or error.


In preparing the financial statements, the Board of Directors is responsible for assessing the Company's ability to continue as a going concern, disclosing, as applicable, matters related to going concern and using the going concern basis of accounting unless the Board of Directors either intends to liquidate the Company or to cease operations, or has no realistic alternative but to do so.

The Board of Directors is responsible for overseeing the company's financial reporting process.

Auditor's Responsibilities for the Audit of the Financial Statements


Our objectives are to obtain reasonable assurance about whether the financial statements as a whole are free from material misstatement, whether due to fraud or error, and to issue an auditor's report that includes our opinion. Reasonable assurance is a high level of assurance, but is not a guarantee that an audit conducted in accordance with SAs will always detect a material misstatement when it exists. Misstatements can arise from fraud or error and are considered material if, individually or in the aggregate, they could reasonably be expected to influence the economic decisions of users taken on the basis of these financial statements.

A further description of our responsibilities for the audit of the financial statements is included in "Annexure - A" of this auditor's report.



Report on Other Legal and Regulatory Requirements

1. As required by the Companies (Auditor's Report) Order, 2020 ("the order"), issued by the Central Government of India in terms of sub-section (11) of Section 143 of the Act, we give in the **Annexure - B** a statement on the matters specified in paragraphs 3 and 4 of the order.
2. As required by Section 143(3) of the Act, we report that:
 - a. We have sought and obtained all the information and explanations which to the best of our knowledge and belief were necessary for the purposes of our audit;
 - b. In our opinion, proper books of account as required by law have been kept by the Company so far as it appears from our examination of those books;
 - c. The Balance Sheet, the Statement of Profit & Loss, Statement of Changes in Equity and the Statement of Cash Flows dealt with by this report are in agreement with the books of account;
 - d. In our opinion, the aforesaid Ind AS financial statements comply with the Indian Accounting Standards specified under Section 133 of the Act, read with the relevant rules issued thereunder;
 - e. On the basis of the written representations received from the directors as on 31st March, 2022 taken on record by the Board of Directors, none of the directors is disqualified as on 31st March, 2022 from being appointed as a director in terms of Section 164(2) of the Act;
 - f. With respect to the other matters to be included in the Auditors' Report in accordance with the requirements of Section 197(16) of the Act, as amended, in our opinion and to the best of our information and according to the explanations given to us, the Company has not paid / provided any remuneration to its Directors during the year.
 - g. With respect to the adequacy of internal financial controls over financial reporting of the company and the operating effectiveness of such controls, we give a separate report in the **Annexure - C**; and
 - h. With respect to the other matters to be included in the Auditor's Report in accordance with Rule 11 of the Companies (Audit and Auditors) Rules, 2014, in our opinion and to the best of our information and according to the explanations given to us:
 - i. The Company does not have any pending litigations which would impact its financial position;
 - ii. The Company did not have any long-term contracts including derivative contracts for which there were any material foreseeable losses;
 - iii. There were no amounts which were required to be transferred to the Investor Education and Protection Fund by the Company.
 - iv. The Management has represented that, to the best of its knowledge and belief, no funds have been advanced or loaned or invested (either from borrowed funds or share premium or any other sources or kind of funds) by the Company to or in any other persons or entities, including foreign entities ("Intermediaries"), with the understanding, whether recorded in writing or otherwise, that the Intermediary shall, directly or indirectly lend or invest in other persons or entities identified in any manner whatsoever



by or on behalf of the Company ("Ultimate Beneficiaries") or provide any guarantee, security or the like on behalf of the Ultimate Beneficiaries.

The Management has represented, that, to the best of its knowledge and belief, no funds have been received by the Company from any person(s) or entity(ies), including foreign entities ("Funding Parties"), with the understanding, whether recorded in writing or otherwise, that the Company shall, directly or indirectly, lend or invest in other persons or entities identified in any manner whatsoever by or on behalf of the Funding Party ("Ultimate Beneficiaries") or provide any guarantee, security or the like on behalf of the Ultimate Beneficiaries.

Based on the audit procedures that has been considered reasonable and appropriate in the circumstances, nothing has come to our notice that causes us to believe that the representation given by the Management contain any material misstatement.

- v. The Company has not declared or paid any dividend during the year and has not proposed final dividend for the year.

Place: Bengaluru
Date: May 12, 2022



For GNANOBA & BHAT,
Chartered Accountants,
Firm Regn No. 000939S

A handwritten signature in black ink, appearing to read "R. Umesh", written over a horizontal line.

R. UMESH
Partner
M. No. 27892
UDIN: 22027892AMCDDY8936

ANNEXURE-A TO THE AUDITOR'S REPORT


As part of an audit in accordance with SAs, we exercise professional judgment and maintain professional scepticism throughout the audit. We also:

- Identify and assess the risks of material misstatement of the financial statements, whether due to fraud or error, design and perform audit procedures responsive to those risks and obtain audit evidence that is sufficient and appropriate to provide a basis for our opinion. The risk of not detecting a material misstatement resulting from fraud is higher than for one resulting from error, as fraud may involve collusion, forgery, intentional omissions, misrepresentations, or the override of internal control.
- Obtain an understanding of internal control relevant to the audit in order to design audit procedures that are appropriate in the circumstances. Under section 143(3)(i) of the Companies Act, 2013, we are also responsible for expressing our opinion on whether the company has adequate internal financial controls systems in place and the operating effectiveness of such controls.
- Evaluate the appropriateness of accounting policies used and the reasonableness of accounting estimates and related disclosures made by management.
- Conclude on the appropriateness of management's use of the going concern basis of accounting and based on the audit evidence obtained, whether a material uncertainty exists related to events or conditions that may cast significant doubt on the Company's ability to continue as a going concern. If we conclude that a material uncertainty exists, we are required to draw attention in our auditor's report to the related disclosures in the financial statements or, if such disclosures are inadequate, to modify our opinion. Our conclusions are based on the audit evidence obtained up to the date of our auditor's report. However, future events or conditions may cause the Company to cease to continue as a going concern.
- Evaluate the overall presentation, structure and content of the financial statements, including the disclosures and whether the financial statements represent the underlying transactions and events in a manner that achieves fair presentation.

We communicate with those charged with governance regarding, among other matters, the planned scope and timing of the audit and significant audit findings, including any significant deficiencies in internal control that we identify during our audit.

We also provide those charged with governance with a statement that we have complied with relevant ethical requirements regarding independence and to communicate with them all relationships and other matters that may reasonably be thought to bear on our independence, and where applicable related safeguards.

Place: Bengaluru
Date: May 12, 2022



For GNANOBA & BHAT,
Chartered Accountants,
Firm Regn No. 000939S

R. UMESH
Partner

M. No. 27892


UDIN: 22027892AMCDDY8936

**ANNEXURE - B TO AUDITOR'S REPORT REFERRED TO IN PARAGRAPH 1 OF OUR REPORT
OF EVEN DATE**


- (i) In respect of its Property, Plant and Equipment:
- a) i. The Company has maintained proper records showing full particulars including quantitative details and situation of the Property, Plant and Equipment;
 - ii. The Company has maintained proper records showing full particulars of the intangible assets;
 - b) Property, Plant and Equipment were physically verified during the year by the Management in line with an internal programme of verification. According to the information and explanations given to us, no material discrepancies were noticed on such verification. In our opinion, the periodicity of verification is reasonable having regard to size of the Company and the nature of its assets;
 - c) The title deed of the immovable property is held in the name of the company.
 - d) The company has not revalued its Property, Plant and Equipment & intangible assets and hence clause (ii)(d) of the order is not applicable.
 - e) According to the information and explanations given to us and based on our examination of the relevant records, no proceedings have been initiated or are pending against the company for holding any benami property under Benami Transactions (Prohibition) Act, 1988 and rules made thereunder and hence clause (ii)(e) of the order is not applicable.
- (ii) In respect of inventory and working capital limits sanctioned to the Company:
- a. The inventories were physically verified by the Company during the year and in our opinion, having regard to the nature of inventory, the frequency of verification is reasonable. As explained to us, no discrepancies of 10% or more in the aggregate for each class of inventory were observed thereon.
 - b. According to the information and explanations given to us and based on our examination of the relevant records and documents, the Company has been sanctioned working capital limits in excess of Rs. 5 crores in the aggregate and the quarterly returns / statements filed by the company with banks or financial institutions are generally in agreement with books of accounts and the discrepancies observed therein are not material.
- (iii) According to the information and explanations given to us and based on our examination of the relevant records, the Company has not made any investments, granted loans or advances in the nature of loans or provided any guarantee or security to any entity. Accordingly, reporting under this clause is not applicable.
- (iv) In our opinion and according to the information and explanations given to us and based on our examination of the relevant books and records as produced before us, the Company has not entered into any transactions which come under the purview of Section 185 and 186 of the Companies Act, 2013 and hence clause (iv) of the Order is not applicable.
- (v) In our opinion and according to the information and explanations given to us and based on our examination of the relevant books and records as produced before us, the Company has not accepted any deposits from the public in terms of Chapter-V the Companies Act, 2013 read with The Companies (Acceptance of Deposits) Rules, 2014 and no order has been passed by Company Law Board or National Company Law Tribunal or any other Tribunal. Hence reporting under this clause is not applicable.



- (vi) We have broadly reviewed the books of account maintained by the Company pursuant to the rules made by the Central Government for the maintenance of cost records under section 148 of the Act, and are of the opinion that prima facie, the prescribed accounts and records have been made and maintained.
- (vii) According to the information and explanations given to us and on the basis of examination of the books and records as produced before us, in respect of statutory dues and other dues:
- a) The Company has been generally regular in depositing undisputed statutory dues, including Goods and Service Tax, Provident Fund, Employees' State Insurance, Income Tax, Custom Duty, Cess and other statutory dues with the appropriate authorities during the period wherever applicable. There were no material undisputed amounts in respect of the above statutory dues, which were in arrears as at 31st March 2022, for a period more than six months from the date they became due.
 - b) There were no statutory dues which were not deposited on account of any dispute.
- (viii) According to the information and explanation given to us and based on our verification of the records and relevant documents, the Company has not surrendered or disclosed additional income during the year in the tax assessments under Income Tax Act, 1961. Hence reporting under this clause is not applicable.
- (ix) In respect of its loans and borrowings:
- a. According to the information and explanation given to us and based on our verification of the records and relevant documents, the Company has not defaulted in repayment of dues to any financial institution, bank, Government or debenture holders.
 - b. According to the information and explanations given to us and on the basis of our audit procedures, the company has not been declared wilful defaulter by any bank or financial institution or government or any government authority.
 - c. According to the information and explanation given to us and based on our verification of the records and relevant documents, the term loans availed by the company were applied for the purposes of for which loans were obtained.
 - d. According to the information and explanations given to us, and the procedures performed by us, and on an overall examination of the financial statements of the company, no funds raised on short-term basis have been used for long-term purposes by the company.
 - e. According to the information and explanations given to us and on an overall examination of the financial statements of the company, the company does not have any subsidiary, associate and joint venture. Hence reporting under this clause is not applicable.
 - f. According to the information and explanations given to us and on an overall examination of the financial statements of the company, the company does not have any subsidiary, associate and joint venture. Hence reporting under this clause is not applicable.
- (x) In respect of moneys raised by way of initial public offer, further public offer, preferential allotment and private placement of shares / convertible debentures:
- a. The Company has not raised moneys by way of initial public offer or further public offer during the year.



- b. The company has not made any preferential allotment or private placement of shares or convertible debentures (fully, partially or optionally convertible) during the year.
- (xi) In respect of fraud:
- a. To the best of our knowledge and belief, according to the information and explanations given to us by the Management and the records produced before us, no frauds were noticed or reported during the year.
- b. As reported above, no frauds were noticed or reported during the year and hence report under sub-section (12) of section 143 is not applicable.
- c. As represented to us by the management, the Company is not required to implement a whistleblower policy under the provisions of sub-section 9 of section 177 of the Act read with Rule 7 of the Companies (Meetings of Board and its Powers) Rules, 2014.
- (xii) The Company is not a Nidhi Company and hence this clause is not applicable.
- (xiii) In our opinion and according to the information and explanation given to us and based on our verification of the records and relevant documents, all transactions with related parties entered into by the Company are in compliance with section 188 of the Companies Act where applicable and the details of the same have been disclosed in the financial statements etc. as required by the applicable accounting standards. The provisions of Section 177 are not applicable to the Company.
- (xiv) In our opinion and based on our examination, the company does not have an internal audit system and is not required to have an internal audit system as per provisions of the Companies Act, 2013 and hence reporting under this clause is not applicable.
- (xv) According to the information and explanation given to us by the Management and based on our examination of the records of the Company, the Company has not entered into any non-cash transactions with directors or persons connected with him and hence this clause is not applicable.
- (xvi) In our opinion and according to the information and explanation given to us,
- a. The Company is not required to be registered under section 45-IA of the Reserve Bank of India Act, 1934.
- b. The Company has not conducted any Non-Banking Financial or Housing Finance activities.
- c. The Company is not a Core Investment Company as defined in the regulations made by the Reserve Bank of India.
- d. As represented by the Management, the Group does not have any Core Investment Companies.
- (xvii) The Company has incurred cash losses to the extent of Rs. 124.63 Mn during the financial year under report. The Company has not incurred cash losses in the immediately preceding financial year.
- (xviii) There has been no resignation of the statutory auditors during the year and hence reporting under this clause is not applicable
- (xix) According to the information and explanations given to us and on the basis of the financial ratios, aging and expected dates of realization of financial assets and payment of financial liabilities,



other information accompanying the financial statements, our knowledge of the Board of Directors and management plans and based on our examination of the evidence supporting the assumptions, nothing has come to our attention, which causes us to believe that any material uncertainty exists as on the date of the audit report that company is not capable of meeting its liabilities existing at the date of balance sheet as and when they fall due within a period of one year from the balance sheet date. We, however, state that this is not an assurance as to the future viability of the company. We further state that our reporting is based on the facts up to the date of the audit report and we neither give any guarantee nor any assurance that all liabilities falling due within a period of one year from the balance sheet date, will get discharged by the company as and when they fall due.

- (xx) According to the information and explanations given to us and on the basis of profit workings u/s 198, the average profits of the company for last three financial years is negative and nothing needs to be spent towards Corporate Social Responsibility. Hence reporting under this clause is not applicable.
- (xxi) Since the company is not required to present consolidated financial statements in the absence of any subsidiary, associate and joint venture, reporting under this clause is not applicable.

Place: Bengaluru
Date : May 12, 2022



For GNANOBA & BHAT,
Chartered Accountants,
Firm Regn No. 000939S

A handwritten signature in black ink, appearing to read "R. UMESH".

R. UMESH
Partner
M. No. 27892

UDIN: 22027892AMCDDY8936

**ANNEXURE - C TO AUDITOR'S REPORT REFERRED TO IN PARAGRAPH F OF OUR REPORT
OF EVEN DATE**

**Report on the Internal Financial Controls under Clause (i) of Sub-section 3 of Section 143 of the
Companies Act, 2013 ("the Act")**

We have audited the internal financial controls over the financial reporting of M/s Vivimed Life Sciences Private Limited ("the Company") as on 31st March 2022 in conjunction with our audit of the Ind AS financial statements of the Company for the year ended as on that date.

Management's Responsibility for Internal Financial Controls

The Company's management is responsible for establishing and maintaining internal financial controls based on the internal control over financial reporting criteria established by the Company considering the essential components of internal control stated in the Guidance Note on Audit of Internal Financial Controls over Financial Reporting issued by the Institute of Chartered Accountants of India (ICAI).

These responsibilities include the design, implementation and maintenance of adequate internal financial controls that were operating effectively for ensuring the orderly and efficient conduct of its business, including adherence to company's policies, the safeguarding of its assets, the prevention and detection of frauds and errors, the accuracy and completeness of the accounting records, and the timely preparation of reliable financial information, as required under the Companies Act, 2013.

Auditor's Responsibility

Our responsibility is to express an opinion on the Company's internal financial controls over financial reporting based on our audit. We conducted our audit in accordance with the Guidance Note on Audit of Internal Financial Controls Over Financial Reporting (the "Guidance Note") and the Standards on Auditing, issued by ICAI and deemed to be prescribed under section 143(10) of the Companies Act, 2013, to the extent applicable to an audit of internal financial controls, both applicable to an audit of Internal Financial Controls and, both issued by the Institute of Chartered Accountants of India. Those Standards and the Guidance Note require that we comply with ethical requirements and plan and perform the audit to obtain reasonable assurance about whether adequate internal financial controls over financial reporting was established and maintained and if such controls operated effectively in all material respects.

Our audit involves performing procedures to obtain audit evidence about the adequacy of the internal financial controls system over financial reporting and their operating effectiveness. Our audit of internal financial controls over financial reporting included obtaining an understanding of internal financial controls over financial reporting, assessing the risk that a material weakness exists, and testing and evaluating the design and operating effectiveness of internal control based on the assessed risk. The procedures selected depend on the auditor's judgement, including the assessment of the risks of material misstatement of the Ind AS financial statements, whether due to fraud or error.

We believe that the audit evidence we have obtained is sufficient and appropriate to provide a basis for our audit opinion on the Company's internal financial controls system over financial reporting.

Meaning of Internal Financial Controls over Financial Reporting

A company's internal financial control over financial reporting is a process designed to provide reasonable assurance regarding the reliability of financial reporting and the preparation of financial statements for external purposes in accordance with generally accepted accounting principles.



A company's internal financial control over financial reporting includes those policies and procedures that:

- (1) Pertain to the maintenance of records that, in reasonable detail, accurately and fairly reflect the transactions and dispositions of the assets of the company.
- (2) Provide reasonable assurance that transactions are recorded as necessary to permit preparation of financial statements in accordance with generally accepted accounting principles, and that receipt and expenditures of the company are being made only in accordance with authorisations of management and directors of the company.
- (3) Provide reasonable assurance regarding prevention or timely detection of unauthorised acquisition, use, or disposition of the company's assets that could have a material effect on the financial statements.

Inherent Limitations of Internal Financial Controls over Financial Reporting

Because of the inherent limitations of internal financial controls over financial reporting, including the possibility of collusion or improper management override of controls, material misstatements due to error or fraud may occur and not be detected. Also, projections of any evaluation of the internal financial controls over financial reporting to future periods are subject to the risk that the internal financial control over financial reporting may become inadequate because of changes in conditions, or that the degree of compliance with the policies or procedures may deteriorate.

Opinion

In our opinion, the Company has, in all material respects, an adequate internal financial controls system over financial reporting and such internal financial controls over financial reporting were operating effectively as at March 31, 2022, based on the internal control over financial reporting criteria established by the Company considering the essential components of internal control stated in the Guidance Note on Audit of Internal Financial Controls Over Financial Reporting issued by the Institute of Chartered Accountants of India.

Place: Bengaluru
Date : May 12, 2022



For GNANOBA & BHAT,
Chartered Accountants,
Firm Regn No. 000939S

R. UMESH
Partner
M. No. 27892
UDIN: 22027892AMCDDY8936

VIVIMED LIFE SCIENCES PRIVATE LIMITED
BALANCE SHEET AS AT MARCH 31, 2022

	Note	31-Mar-22	Rs. In million 31-Mar-21
A ASSETS			
I Non-current assets			
(a) Property, plant and equipment	4(i)	983.01	947.95
(b) Capital work in progress	4(ii)	12.31	53.09
(c) Other intangible assets	4(iii)	4.58	4.51
(d) Financial assets			
(i) Other financial assets	5(i)	8.74	8.09
(e) Deferred tax assets	6	100.07	62.09
(f) Income tax assets	7(i)	0.25	0.56
(g) Other non-current assets	8(i)	0.34	18.87
Total non-current assets		1,109.30	1,095.16
II Current assets			
(a) Inventories	9	418.62	639.67
(b) Financial assets			
(i) Trade receivables	10	1,149.74	830.33
(ii) Cash and cash equivalents	11	32.10	5.62
(iii) Other balances with banks	12	5.99	5.66
(iv) Loans receivable	13	1.87	0.36
(v) Other financial asset	5(ii)	44.35	38.80
(c) Income tax assets (Net)	7(ii)	0.19	-
(d) Other current assets	8(ii)	202.68	277.56
Total current assets		1,855.54	1,798.00
TOTAL ASSETS		2,964.84	2,893.16
B EQUITY AND LIABILITIES			
I Equity			
(a) Equity share capital	14	282.67	282.67
(b) Other equity	15	202.27	309.81
Total equity		484.94	592.48
II Liabilities			
1 Non-current liabilities			
(a) Financial Liabilities			
(i) Borrowings	16(i)	80.00	25.00
(b) Provisions	17(i)	27.56	27.98
		107.56	52.98
Current liabilities			
(a) Financial Liabilities			
(i) Borrowings	16(ii)	1,608.15	1,147.43
(ii) Trade payables	18		
- Total outstanding dues of micro & small enterprises		19.34	57.69
- Total outstanding dues of creditors other than micro & small enterprises		695.52	1,006.93
(iii) Other financial liabilities	19	9.09	5.10
(b) Other current liabilities	20	33.68	23.93
(c) Provisions	17(ii)	6.56	4.22
(d) Current tax liabilities	21	-	2.40
Total current Liabilities		2,372.34	2,247.70
Total liabilities		2,479.90	2,300.68
TOTAL EQUITY AND LIABILITIES		2,964.84	2,893.16

Summary of significant accounting policies 3

The accompanying notes are an integral part of the financial statements.

As per our report of even date attached

For Gnanoba & Bhat


Chartered Accountants

ICAI Firm Registration Number: 000939S

R Umesh

Partner

Membership No: 027892



for and on behalf of the Board of Directors of
VIVIMED LIFE SCIENCES PRIVATE LIMITED

CIN: U24304MH2017PTC348859

Umesh Pralhadrao Kale

Director

DIN: 07486080


Surendra Kumar Polavarapu

Director

DIN: 09005743

Place: Bengaluru

Date: May 12, 2022



Venkatesh Kailasanathan

Chief Financial Officer

Radhakrishnan Vaidyanathan Kollengode

Company Secretary

Membership No: A35149

VIVIMED LIFE SCIENCES PRIVATE LIMITED
STATEMENT OF PROFIT OR LOSS FOR THE YEAR ENDED MARCH 31, 2022

		Rs. In Million	
	Note	31-Mar-22	31-Mar-21
Income			
1 Revenue from operations	22	1,254.37	1,708.50
2 Other income	23	35.88	30.70
3 Total income		1,290.25	1,739.20
4 Expenses			
(a) Cost of materials consumed	24	614.34	1,121.80
(b) Changes in inventories and work in progress	25	71.01	(222.83)
(c) Employee benefits expense	26	234.24	212.59
(d) Finance costs	27	127.07	122.29
(e) Depreciation and amortisation expense	28	63.04	53.28
(f) Other expenses	29	327.85	386.73
Total expense		1,437.55	1,673.86
5 Profit/(Loss) before exceptional items and tax (3-4)		(147.30)	65.34
6 Exceptional items of gain / (loss) (net)		-	-
7 Profit/(Loss) before tax (5+6)		(147.30)	65.34
8 Tax expenses	30		
(a) Current tax		-	2.99
(b) Deferred tax (benefit) /expense		(38.48)	(58.72)
Total tax (benefit)/expense		(38.48)	(55.73)
9 Profit/(Loss) for the year (7-8)		(108.82)	121.07
10 Other comprehensive income			
A) (i) Items that will not be reclassified to profit or loss		1.78	(1.91)
(ii) Income tax relating to items that will not be reclassified to profit or loss		(0.50)	3.37
B) (i) Items that may be reclassified to profit or loss		-	-
(ii) Income tax relating to items that may be reclassified to profit or loss		-	-
Total Other comprehensive income for the year, net of tax		1.28	1.46
11 Total comprehensive income for the year		(107.54)	122.53
12 Earnings per equity share (nominal value of ₹10) in ₹			
- Basic		(3.85)	4.28
- Diluted		(3.85)	4.28

Summary of significant accounting policies

3


The accompanying notes are an integral part of the financial statements.

As per our report of even date attached

For Gnanoba & Bhat

Chartered Accountants

ICAI Firm Registration Number: 000939S



R Umesh

Partner

Membership No: 027892

for and on behalf of the Board of Directors of

VIVIMED LIFE SCIENCES PRIVATE LIMITED


CIN: U24304MH2017PTC348859



Umesh Pralhadrao Kale

Director

DIN: 07486080



Surendra Kumar Polavarapu


Director

DIN: 09005743



Venkatesh Kailasanathan

Chief Financial Officer



Radhakrishnan Vaidyanathan Kollengode

Company Secretary

Membership No: A35149

Place: Bengaluru

Date: May 12, 2022




VIVIMED LIFE SCIENCES PRIVATE LIMITED
Statement of Cash Flows for the year ended March 31, 2022

	31 March 2022	Rs.In Million 31 March 2021
I. Cash flows from operating activities		
Profit before tax	(147.30)	65.34
<i>Adjustments to reconcile profit before tax to net cash flows:</i>		
-Depreciation of tangible assets	61.76	52.13
-Amortisation of intangible assets	1.28	1.15
-Provision for doubtful debts	-	(23.53)
-Provision for Inventory write off	(27.74)	33.59
-Loss / (Gain) on sale of Assets (net)	0.01	(0.02)
-Provision for bonus, gratuity & leave encashment	8.66	16.71
-Unrealised forex loss / (gain)	(40.37)	28.09
-Sundry balances written off	11.80	16.94
-Interest income	(0.37)	(0.56)
-Finance costs	127.07	122.29
Operating profit before working capital changes	(5.21)	312.13
<i>Changes in working capital:</i>		
Adjustment for (increase)/decrease in operating assets		
-Decrease / (Increase) in trade and other receivables	(225.67)	8.28
-Decrease / (Increase) in inventories	248.79	(251.03)
-(Decrease) / Increase in trade and other payables	(343.14)	18.52
-Decrease / (Increase) in margin money	(0.33)	(0.33)
Net change in working capital	(320.35)	(224.57)
Cash (utilised in)/ generated from operations	(325.55)	87.56
Income taxes paid/ (refund)	(2.28)	2.23
Net cash (used in)/ generated from operating activities	(327.83)	89.79
II. Cash flows from investing activities		
Proceeds from sale/ (Purchase of) PPE and intangibles (including CWIP), net	(34.71)	(86.51)
Interest received	0.37	0.56
Net cash (used in)/ generated from investing activities	(34.34)	(85.95)
III. Cash flows from financing activities		
Proceeds from long-term borrowings	80.00	(25.00)
Repayment of Long-term borrowings	(25.00)	-
Proceeds from/(repayment of) short-term borrowings (net)	460.72	127.06
Interest paid	(127.07)	(122.29)
Net cash (used in)/ generated from financing activities	388.65	(20.23)
Net increase / (decrease) in cash and cash equivalents (I+II+III)	26.48	(16.39)
Cash and cash equivalents at the beginning of the year	5.62	22.01
Cash and cash equivalents at the end of the year (refer note below)	32.10	5.62
Note:		
Cash and cash equivalents comprise:		
Cash on hand	0.04	0.01
Balances with banks:		
- in current accounts	0.39	5.61
- in transit accounts	31.67	
Total	32.10	5.62


The accompanying notes are an integral part of the financial statements.

3

As per our report of even date attached
For Gnanoba & Bhat
Chartered Accountants
ICAI Firm Registration Number: 000939S



R Umesh
Partner
Membership No: 027892


for and on behalf of the Board of Directors of
VIVIMED LIFE SCIENCES PRIVATE LIMITED
CIN: U24304MH2017PTC348859




Umesh Pralhadrao Kale
Director
DIN: 07486080


Surendra Kumar Polavarapu
Director
DIN: 09005743

Place: Bengaluru
Date: May 12, 2022


Venkatesh Kailasanathan
Chief Financial Officer


Radhakrishnan Vaidvanathan Kollengode
Company Secretary
Membership No: A35149



VIVIMED LIFE SCIENCES PRIVATE LIMITED

Statement of Changes in Equity for the year ended March 31, 2022 and year ended March 31, 2021

A) Equity Share Capital

Rs. In Million

Particulars	No. of shares	Amount
Balance as at April 1, 2020	2,82,66,880	282.67
Add: Issued during the year	-	-
Balance as at April 1, 2021	2,82,66,880	282.67
Add: Issued during the year	-	-
Balance as at March 31, 2022	2,82,66,880	282.67

B) Other equity

Rs. In Million

Particulars	Reserves and Surplus		Items of other comprehensive income	Total
	Securities premium	Retained earnings	Re -measurement of the defined benefit liabilities / (assets)	
At April 1, 2020	517.28	(319.81)	(10.19)	187.28
Profit for the year	-	121.07	-	121.07
Other comprehensive income				
Re-measurement gains/ (losses) on defined benefit plans, net of tax	-	-	1.46	1.46
At March 31, 2021	517.28	(198.74)	(8.73)	309.81
Profit for the year	-	(108.82)	-	(108.82)
Other comprehensive income				
Re-measurement gains/ (losses) on defined benefit plans, net of tax	-	-	1.28	1.28
Balance as at March 31, 2022	517.28	(307.56)	(7.45)	202.27

As per our report of even date attached
For Gnanoba & Bhat
Chartered Accountants
ICAI Firm Registration Number: 000939S

for and on behalf of the Board of Directors of
VIVIMED LIFE SCIENCES PRIVATE LIMITED
CIN: U24304MH2017PTC348859



R Umesh
Partner
Membership No: 027892



Umesh Pralhadrao Kale
Director
DIN: 07486080




Surendra Kumar Polavarapu
Director
DIN: 09005743

Place: Bengaluru
Date: May 12, 2022



Venkatesh Kailasanathan
Chief Financial Officer



Radhakrishnan Vaidyanathan Kollengode
Company Secretary
Membership No: A35149



Vivimed Life Sciences Private Limited
Notes forming part of the financial statements

1 General Information

Vivimed Life Sciences Private Limited (VLSPL) was incorporated on 20th February, 2017 as wholly owned subsidiary of M/s Vivimed Labs Limited. During FY 2017-18, VLSPL entered into a Joint Venture agreement with M/s Strides Pharma Science Limited by issue of equal proportion of equity shares. On 12th June, 2017, Vivimed Life Sciences Private Limited, completed the acquisition of the USFDA approved unit from M/s Vivimed Labs Limited. The Company is primarily engaged in the manufacturing and sale of solid oral dosage forms (tablets and capsules) at its plant in Chennai, Tamil Nadu. On March 29, 2019, M/s Strides Pharma Science Limited acquired the entire equity held by M/s Vivimed Labs Limited and thereby VLSPL became Wholly Owned Subsidiary of M/s Strides Pharma Science Limited. The registered office of the company is situated in the State of Maharashtra.

2 Basis of preparation of financial statements

2.1 Statement of Compliance

The financial statements have been prepared in accordance of Indian Accounting Standards (Ind AS) as per the Companies (Indian Accounting Standards) Rules 2015 notified under Section 133 of Companies Act 2013 (the 'Act') and other relevant provisions of the Act.

The financial statements were authorised for issue by the Company's Board of Directors on May 12, 2022.

Details of the accounting policies are included in Note 3.

2.2 Basis of measurement

These financial statements have been prepared on the historical cost convention and on an accrual basis, except for the following material items in the statement of financial position:

- Net defined benefit assets/(liability) are measured at fair value of plan assets, less present value of defined benefit obligations.

2.3 Functional and presentation currency

These financial statements are presented in Indian Rupees, which is also the Company's functional currency. All amounts have been rounded-off to two decimal places to the nearest million, unless otherwise indicated.

2.4 Operating cycle

All the assets and liabilities have been classified as current or non-current as per the Company's normal operating cycle and other criteria set out in the Schedule III to the Companies Act, 2013.

Assets:

An asset is classified as current when it satisfies any of the following criteria:

- a) it is expected to be realized in, or is intended for sale or consumption in, the Company's normal operating cycle;
- b) it is held primarily for the purpose of being traded;
- c) it is expected to be realized within twelve months after the reporting date; or
- d) it is cash or cash equivalent unless it is restricted from being exchanged or used to settle a liability for at least twelve months after the reporting date.

Liabilities:

A liability is classified as current when it satisfies any of the following criteria:


- a) it is expected to be settled in the Company's normal operating cycle;
 - b) it is held primarily for the purpose of being traded;
 - c) it is due to be settled within twelve months after the reporting date; or
 - d) the Company does not have an unconditional right to defer settlement of the liability for at least twelve months after the reporting date. Terms of a liability that could, at the option of the counterparty, result in its settlement by the issue of equity instruments do not affect its classification.
- Current assets/ liabilities include the current portion of non-current assets/ liabilities respectively. All other assets/ liabilities are classified as non-current.

2.5 Critical accounting judgements and key sources of estimation uncertainty

In the application of the Company's accounting policies, which are described in note 3, the management of the Company is required to make judgements, estimates and assumptions about the carrying amounts of assets and liabilities that are not readily apparent from other sources. The estimates and associated assumptions are based on historical experience and other factors that are considered to be relevant. Actual results may differ from these estimates.

The estimates and underlying assumptions are reviewed on an ongoing basis. Revisions to accounting estimates are recognised in the period in which the estimate is revised if the revision affects only that period, or in the period of the revision and future periods if the revision affects both current and future periods.

The following are the areas of estimation uncertainty and critical judgements that the management has made in the process of applying the Company's accounting policies and that have the most significant effect on the amounts recognised in the financial statements:



Vivimed Life Sciences Private Limited
Notes forming part of the financial statements

Provision and contingent liability

On an ongoing basis, Company reviews pending cases, claims by third parties and other contingencies. For contingent losses that are considered probable, an estimated loss is recorded as an accrual in financial statements. Loss Contingencies that are considered possible are not provided for but disclosed as Contingent liabilities in the financial statements. Contingencies the likelihood of which is remote are not disclosed in the financial statements. Gain contingencies are not recognized until the contingency has been resolved and amounts are received or receivable.

Useful lives of depreciable assets

Management reviews the useful lives of depreciable assets at each reporting. As at March 31, 2022 management assessed that the useful lives represent the expected utility of the assets to the Company. Further, there is no significant change in the useful lives as compared to previous year.

2.6 COVID-19

In March 2020, the World Health Organisation declared COVID-19 to be a pandemic. The Company has adopted measures to curb the spread of infection in order to protect the health of its employees and ensure business continuity with minimal disruption. The Company has considered available internal and external information while finalizing various estimates in relation to its financial statements up to the date of approval of the financial statements by the Board of Directors. The Company has evaluated the possible impact of the pandemic on the operations and based on such evaluation, the management has determined that the impact if any, during the financial year ended 31st March 2022 has been minimal. The Company will continue to closely monitor any material changes to future economic conditions.

3 Significant accounting policies

3.1 Revenue recognition

Revenue from contracts with customers:

The Company recognises revenue to depict the transfer of promised goods or services to customers in an amount that reflects the consideration to which the entity expects to be entitled to in exchange for those goods or services. A 5-step approach is used to recognise revenue as below:

Step 1: Identify the contract(s) with a customer

Step 2: Identify the performance obligation in contract

Step 3: Determine the transaction price

Step 4: Allocate the transaction price to the performance obligations in the contract

Step 5: Recognise revenue when (or as) the entity satisfies a performance obligation

Other income:

Interest income from a financial asset is recognised when it is probable that the economic benefits will flow to the Company and the amount of income can be measured reliably. Interest income is accrued on a time basis, by reference to the principal outstanding and at the effective interest rate applicable.

3.2 Foreign currencies

In preparing the financial statements of the Company, transactions in currencies other than the company's functional currency (foreign currencies) are recognised at the rates of exchange prevailing at the dates of the transactions. At the end of each reporting period, monetary items denominated in foreign currencies are retranslated at the rates prevailing at that date. Non-monetary items that are measured in terms of historical cost in a foreign currency are not retranslated. Exchange differences on monetary items are recognised in profit or loss in the period in which they arise.

3.3 Taxation

Income tax expense consists of current and deferred tax. Income tax expense is recognized in the income statement except to the extent that it relates to items recognized directly in equity, in which case it is recognized in equity.



Current tax

Current tax is the expected tax payable on the taxable income for the year, using tax rates enacted or substantively enacted at the reporting date, and any adjustment to tax payable in respect of previous years.

Deferred tax

Deferred tax is recognized using the balance sheet method, providing for temporary differences between the carrying amounts of assets and liabilities for financial reporting purposes and the amounts used for taxation purposes. Deferred tax is not recognized for the following temporary differences: the initial recognition of assets or liabilities in a transaction that is not a business combination and that affects neither accounting nor taxable profit; differences relating to investments in subsidiaries and jointly controlled entities to the extent that it is probable that they will not reverse in the foreseeable future; and taxable temporary differences arising upon the initial recognition of goodwill. Deferred tax is measured at the tax rates that are expected to be applied to the temporary differences when they reverse, based on the laws that have been enacted or substantively enacted by the reporting date. Deferred tax assets and liabilities are offset if there is a legally enforceable right to offset current tax liabilities and assets, and they relate to income taxes levied by the same tax authority on the same taxable entity, or on different tax entities, but they intend to settle current tax liabilities and assets on a net basis or their tax assets and liabilities will be realized simultaneously.

A deferred tax asset is recognized to the extent that it is probable that future taxable profits will be available against which the temporary difference can be utilized. Deferred tax assets are reviewed at each reporting date and are reduced to the extent that it is no longer probable that the related tax benefit will be realized.



3.4 Earnings per share

The Company presents basic and diluted earnings per share ("EPS") data for its ordinary shares. The basic earnings per share is computed by dividing the net profit attributable to equity shareholders for the period by the weighted average number of equity shares outstanding during the year.

Diluted earnings per share is computed by dividing the net profit attributable to equity shareholders for the year relating to the dilutive potential equity shares, by the weighted average number of equity shares considered for deriving basic earnings per share and the weighted average number of equity shares which could have been issued on the conversion of all dilutive potential equity shares. Potential equity shares are deemed to be dilutive only if their conversion to equity shares would decrease the net profit per share.

3.5 Property, plant and equipment (PPE)

The initial cost of PPE comprises its purchase price, including import duties and non-refundable purchase taxes, and any directly attributable costs of bringing an asset to working condition and location for its intended use, including relevant borrowing costs and any expected costs of decommissioning, less accumulated depreciation and accumulated impairment losses, if any. Expenditure incurred after the PPE have been put into operation, such as repairs and maintenance, are charged to the Statement of Profit and Loss in the period in which the costs are incurred.

If significant parts of an item of PPE have different useful lives, then they are accounted for as separate items (major components) of PPE.

Material items such as spare parts, stand-by equipment and service equipment are classified as PPE when they meet the definition of PPE as specified in Ind AS 16 – Property, Plant and Equipment.

3.6 Depreciation

Depreciation is the systematic allocation of the depreciable amount of PPE over its useful life and is provided on a straight-line basis over the useful lives as prescribed in Schedule II to the Act or as per technical assessment.

Depreciable amount for PPE is the cost of PPE less its estimated residual value. The useful life of PPE is the period over which PPE is expected to be available for use by the Company, or the number of production or similar units expected to be obtained from the asset by the Company.

The Company has componentised its PPE and has separately assessed the life of major components. The Company depreciates its PPE over the useful lives as prescribed in Schedule II to the Act, except in respect of punches and dies in whose case the life of the assets has been assessed to be 4 years based on technical advice, taking into account the nature of the asset, the estimated usage of the asset, the operating conditions of the asset, past history of replacement, anticipated technological changes, manufacturers warranties and maintenance support, etc.

Depreciation on additions is provided on a pro-rata basis from the month of installation or acquisition and in case of Projects from the date of commencement of commercial production. Depreciation on deductions/disposals is provided on a pro-rata basis up to the date of deduction/disposal.

3.7 Intangible assets and amortisation

Intangible assets are stated at cost less accumulated amortization and impairment. Intangible assets are amortized over their respective estimated useful lives on a straight-line basis, from the date that they are available for use.


Amortization

The estimated useful life of an identifiable intangible asset is based on a number of factors including the effects of obsolescence, demand, competition and other economic factors (such as the stability of the industry and known technological advances) and the level of maintenance expenditures required to obtain the expected future cash flows from the asset.

3.8 Leases

The Company evaluates if an arrangement qualifies to be a lease as per the requirements of Ind AS 116. Identification of a lease requires significant judgment. The Company uses significant judgement in assessing the lease term (including anticipated renewals) and the applicable discount rate. The Company determines the lease term as the non-cancellable period of a lease, together with both periods covered by an option to extend the lease if the Company is reasonably certain to exercise that option; and periods covered by an option to terminate the lease if the Company is reasonably certain not to exercise that option. In assessing whether the Company is reasonably certain to exercise an option to extend a lease, or not to exercise an option to terminate a lease, it considers all relevant facts and circumstances that create an economic incentive for the Company to exercise the option to extend the lease, or not to exercise the option to terminate the lease. The Company revises the lease term if there is a change in the non-cancellable period of a lease. The discount rate is generally based on the incremental borrowing rate specific to the lease being evaluated or for a portfolio of leases with similar characteristics.

There were no material leases for the year ended 31st March 2022 and 31st March 2021 for the Company as a Lessee to apply the requirements of Ind AS 116.



3.9 Inventories

Inventories are valued as follows:

• **Raw materials, fuel, stores & spare parts and packing materials:**

Valued at lower of cost and net realisable value (NRV). However, these items are considered to be realisable at cost, if the finished products, in which they will be used, are expected to be sold at or above cost. Cost is determined on weighted average basis.

• **Work-in-progress (WIP), finished goods and stock-in-trade:**

Valued at lower of cost and NRV. Cost of Finished goods and WIP includes cost of raw materials, cost of conversion and other costs incurred in bringing the inventories to their present location and condition.

3.10 Cash and cash equivalents

Cash and cash equivalents in the Balance Sheet comprise cash at bank and in hand and short-term deposits with banks that are readily convertible into cash which are subject to insignificant risk of changes in value and are held for the purpose of meeting short-term cash commitments.

3.11 Cash flow statement

Cash flows are reported using the indirect method, whereby net profit before tax is adjusted for the effects of transactions of a non-cash nature and any deferrals or accruals of past or future cash receipts or payments. The cash flows from operating, investing and financing activities of the Company are segregated based on the available information.

3.12 Employee benefits

Short-term employee benefits

All employee benefits falling due wholly within twelve months of rendering the services are classified as short-term employee benefits, which include benefits like salaries, wages, short-term compensated absences and performance incentives and are recognised as expenses in the period in which the employee renders the related service.

Post-employment benefits

Payments to defined contribution retirement benefit plans are recognised as an expense when employees have rendered service entitling them to the contributions.

For defined benefit retirement plans, the cost of providing benefits is determined using the projected unit credit method, with actuarial valuations being carried out at the end of each annual reporting period. Remeasurement, comprising actuarial gains and losses, the effect of the changes to the asset ceiling (if applicable) is reflected immediately in the balance sheet with a charge or credit recognised in other comprehensive income in the period in which they occur. Remeasurement recognised in other comprehensive income is reflected immediately in retained earnings and is not reclassified to statement of profit and loss. Past service cost is recognised in statement of profit and loss in the period of a plan amendment. Net interest is calculated by applying the discount rate at the beginning of the period to the net defined benefit liability or asset.

A liability for a termination benefit is recognised at the earlier of when the entity can no longer withdraw the offer of the termination benefit and when the entity recognises any related restructuring costs.

Compensated absences

The Company has a policy on compensated absences which are both accumulating and non-accumulating in nature. The expected cost of accumulating compensated absences is determined by actuarial valuation performed by an independent actuary at each balance sheet date using the projected unit credit method on the additional amount expected to be paid/availed as a result of the unused entitlement that has accumulated at the balance sheet date. Expense on non-accumulating compensated absences is recognised in the period in which the absences occur.

3.13 Provisions


Provisions are recognised when the Company has a present obligation (legal or constructive) as a result of a past event, it is probable that the Company will be required to settle the obligation, and a reliable estimate can be made of the amount of the obligation.

The amount recognised as a provision is the best estimate of the consideration required to settle the present obligation at the end of the reporting period, taking into account the risks and uncertainties surrounding the obligation. When a provision is measured using the cash flows estimated to settle the present obligation, its carrying amount is the present value of those cash flows (when the effect of the time value of money is material).

3.14 Contingent liabilities & contingent assets

A disclosure for a contingent liability is made when there is a possible obligation or a present obligation that may, but probably will not, require an outflow of resources. Where there is a possible obligation or a present obligation in respect of which the likelihood of outflow of resources is remote, no provision or disclosure is made.

Contingent assets are not recognised in the financial statements. However, contingent assets are assessed continually and if it is virtually certain that an inflow of economic benefits will arise, the asset and related income are recognised in the period in which the change occurs.





VIVIMED LIFE SCIENCES PRIVATE LIMITED
Notes forming part of financial statements for the year ended March 31, 2022

4(i) Property, Plant and Equipment

Sl. No	Particulars	Gross Block				Depreciation				Rs. In Million Net Block	
		As on 01-Apr-21	Additions	Revaluation	Deletions	As on 31-Mar-22	Up to 01-Apr-21	For the Year	Deletions	Up to 31-Mar-22	As on 31-Mar-22
1	Land	308.58 308.58	- -	- -	- -	308.58 308.58	- -	- -	- -	- -	308.58 308.58
2	Building	197.35 147.73	4.33 49.61	- -	- -	201.68 197.35	24.12 16.19	8.62 7.93	- -	32.75 24.12	168.94 173.23
3	Furniture & Fixtures	20.57 17.77	3.41 2.80	- -	0.03 -	23.95 20.57	11.62 8.98	1.60 2.64	0.01 -	13.20 11.62	10.75 8.96
4	Computers	48.95 22.51	6.85 26.45	- -	- -	55.79 48.95	18.33 7.59	14.29 10.74	- -	32.67 18.33	23.13 30.62
5	Office Equipments	13.60 4.00	2.00 9.61	- -	- -	15.61 13.60	3.12 0.72	2.66 2.40	- -	5.76 3.12	9.85 10.48
6	Plant & Machinery	449.91 373.44	75.58 80.23	- -	0.20 3.76	525.30 449.91	84.37 60.29	29.19 24.78	0.02 0.69	113.54 84.37	411.76 365.53
7	Electrical Installations	3.17 1.12	0.12 2.05	- -	- -	3.29 3.17	0.88 0.68	0.25 0.19	- -	1.12 0.88	2.16 2.29
8	Laboratory Equipments	51.69 14.24	4.72 37.45	- -	- -	56.41 51.69	3.88 0.62	4.95 3.26	- -	8.83 3.88	47.58 47.81
9	Vehicles	1.21 1.21	- -	- -	- -	1.21 1.21	0.75 0.56	0.20 0.20	- -	0.94 0.75	0.26 0.46
	TOTAL	1,095.03	97.01	-	0.23	1,191.82	147.07	61.76	0.03	208.81	983.01
	Previous Year	890.60	208.19	-	3.76	1,095.02	95.63	52.13	0.69	147.07	947.95

Notes:

- (i) Figures in italics relate to previous year.
(ii) All the property, plant and equipment are subject to a first charge to secure the Company's working capital loans. (Note 16)



Capital-Work-In-Progress
4(ii) CWIP Ageing schedule

Sl. No	Particulars	Amount in CWIP for a period of				Total
		Rs. In Million				
		Less than 1 Year	1-2 Years	2-3 Years	More than 3 Years	
	Tangible assets					
(i)	Projects in progress	12.06 37.48	0.25 15.61	- -	- -	12.31 53.09
(ii)	Projects temporarily suspended	-	-	-	-	-
	Total	12.06	0.25	-	-	12.31
	Previous year	37.48	15.61	-	-	53.09


Note: As at 31st March 2022, there are no projects which are overdue or exceeded its costs as compared to the original plan.

4(iii) Intangible Assets

Sl. No	Particulars	Rs. In Million									
		Gross Block			Depreciation						
		As on 01-Apr-21	Additions	Revaluation	Deletions	As on 31-Mar-22	Up to 01-Apr-21	For the Year	Deletions	Up to 31-Mar-22	As on 31-Mar-22
1	Software License	5.75 0.86	1.35 4.89	- -	- -	7.09 5.75	1.24 0.09	1.28 1.15	- -	2.51 1.24	4.58 4.51
	Total	5.75	1.35	-	-	7.09	1.24	1.28	-	2.51	4.58
	Previous Year	0.86	4.89	-	-	5.75	0.09	1.15	-	1.24	4.51

Notes:

(i) Figures in italics relate to previous year.



VIVIMED LIFE SCIENCES PRIVATE LIMITED

Notes forming part of the financial statements for the year ended March 31, 2022

5 Other financial assets

Other financial assets consist of the following:

Non-current financial assets

Rs. In Million

Particulars	31-Mar-22	31-Mar-21
(i) Unsecured, considered good:		
Security deposits	8.74	8.09
Total	8.74	8.09

(ii) Current financial assets

Rs. In Million

Particulars	31-Mar-22	31-Mar-21
Unsecured, considered good:		
Receivables from related parties (refer note below and note 31)	44.35	38.80
Total	44.35	38.80

Note: As on the date of these accounts, the company has an aggregate sum of INR 40.27 mn (USD 0.53 mn) receivable from an overseas group company towards reimbursement of expense which is outstanding beyond the prescribed time limit for realisation as per the extant Foreign Exchange Management Act (FEMA) regulations. The Company is in the process of realisation of the dues and initiating the requisite regulatory compliance in respect of these receivables.

7 Income tax assets

The income tax assets consists of the following:

(i) Non Current income tax assets

Rs. In Million

Particulars	31-Mar-22	31-Mar-21
Advance tax (net of Provisions)	0.25	0.56
Total	0.25	0.56

Current income tax assets

Rs. In Million

Particulars	31-Mar-22	31-Mar-21
Advance income tax (net of provisions)	0.19	-
Total	0.19	-

8 Other assets

Other assets (unsecured) consist of the following:

(i) Other non-current assets

Rs. In Million

Particulars	31-Mar-22	31-Mar-21
Considered good:		
Capital Advances	0.34	18.87
Total	0.34	18.87

(ii) Other current assets

Rs. In Million

Particulars	31-Mar-22	31-Mar-21
Considered good:		
Advances to suppliers	12.08	13.30
Advances to employees	0.05	0.07
Incentive receivable	5.14	54.23
Balances with Government authorities	172.24	195.77
Prepaid expenses	13.17	14.19
Total	202.68	277.56

9 Inventories

Rs. In Million

Particulars	31-Mar-22	31-Mar-21
Raw Materials & Packing Materials (including Goods in transit)	208.45	358.49
Semi-finished & Work in process	7.88	43.60
Finished Goods	202.29	237.58
Total	418.62	639.67

* Inventories are provided as security for working capital & term loans availed by the Company (Note 16).

* Refer note 3.9 for method of valuation of inventories



VIVIMED LIFE SCIENCES PRIVATE LIMITED

Notes forming part of the financial statements for the year ended March 31, 2022

10 Trade receivables

Rs. In Million

Particulars	31-Mar-22	31-Mar-21
Unsecured:		
(a) Considered good (refer note 1 & 2 below)	1,149.74	830.33
(b) Credit impaired	-	54.93
	1,149.74	885.26
Less: Allowance for doubtful receivables (refer note 2 & 3 below)	-	(54.93)
Total	1,149.74	830.33

1. Includes receivables from related parties. (refer note 31)

2. The Company has an aggregate export receivable of INR 504.57 Mn (USD 6.65 Mn) from Strides Pharma Global Pte Ltd (a related party) outstanding beyond the prescribed time limit for realization as per the extant Foreign Exchange Management Act (FEMA) regulations.

Further, a sum of INR 368.23 Mn (USD 4.85 Mn) is overdue from Wockhardt Bio AG (Dubai branch), beyond the prescribed time limit. Pending recovery of this amount, a corresponding sum of INR 362.12 Mn payable by the Company to another entity of the Wockhardt group of companies in India has been put on hold. The Company is in discussions with Wockhardt group management for an early resolution to the matter to settle/ realise the respective book balances. Pending settlement of these balances, the company is of the view that these export receivables are recoverable in full and accordingly no provision is considered necessary at present as the exposure to the wockhardt group on an overall basis is not material. The Company has also initiated the requisite regulatory compliance in respect of these receivables and an application has been filed with the Reserve Bank of India seeking an extension to collect these export proceeds, the outcome of which is awaited. Pending such approval, the management believes that delay in these collection is not likely to result in any significant financial penalties.

3. In determining the allowance for doubtful trade receivables, the Company has used a practical expedient by computing the expected credit allowance for trade receivables based on a provision matrix. The provision matrix takes into account historical credit loss experience and is adjusted for forward looking information. The expected credit loss allowance is based on the ageing of the receivables that are due and rates used in the provision matrix. This is not applied to receivables that are due from holding company and its subsidiaries.


Rs. In Million

Movement in expected credit loss allowance	31-Mar-22	31-Mar-21
Particulars		
Balance at the beginning of the year	(54.93)	(78.45)
Written off during the year	54.93	23.52
Movement in expected credit loss allowance on trade receivables calculated at lifetime expected credit losses	-	-
Balance at end of the year	-	(54.93)

Trade Receivables ageing schedule for the year ended 31, March 2022

Rs. In Million

Trade Receivables	Not Due	Outstanding for the following periods from the due date					Total
		Less than 6 months	6 months-1 year	1-2 years	2-3 years	More than 3 years	
Undisputed trade receivables							
- considered good	133.72	151.17	496.05	1.19	301.80	65.80	1,149.74
- which have significant increase in credit risk	-	-	-	-	-	-	-
- credit impaired	-	-	-	-	-	-	-
Disputed Trade Receivables							
- considered good	-	-	-	-	-	-	-
- which have significant increase in credit risk	-	-	-	-	-	-	-
- credit impaired	-	-	-	-	-	-	-
Total	133.72	151.17	496.05	1.19	301.80	65.80	1,149.74



VIVIMED LIFE SCIENCES PRIVATE LIMITED

Notes forming part of the financial statements for the year ended March 31, 2022

Trade Receivables ageing schedule for the year ended 31, March 2021

Rs. In Million

Trade Receivables Particulars	Not Due	Outstanding for the following periods from the due date					Total
		Less than 6 months	6 months-1 year	1-2 years	2-3 years	More than 3 years	
Undisputed trade receivables							
- considered good	262.70	182.49	29.61	291.99	63.54	-	830.33
- which have significant increase in credit impaired	-	-	-	-	-	-	-
Disputed Trade Receivables							
- considered good	-	-	-	-	-	-	-
- which have significant increase in credit impaired	-	-	-	-	54.93	-	54.93
Total	262.70	182.49	29.61	291.99	118.47	-	885.26

11 Cash and cash equivalents

Rs. In Million

Particulars	31-Mar-22	31-Mar-21
Cash on hand	0.04	0.01
Balances with banks:		
- In current accounts	0.39	5.61
- Funds in transit	31.67	-
Total	32.10	5.62

12 Other balances with banks

Rs. In Million

Particulars	31-Mar-22	31-Mar-21
Balance held as margin money against working capital facilities with banks	5.99	5.66
Total	5.99	5.66

13 Loans Receivable

Short-term loans receivable

Rs. In Million

Particulars	31-Mar-22	31-Mar-21
Unsecured, Considered good:		
Loans to:		
- Employees	1.87	0.36
Total	1.87	0.36



VIVIMED LIFE SCIENCES PRIVATE LIMITED

Notes forming part of the financial statements for the year ended March 31, 2022

6 Deferred tax balances

Rs. In Million


Particulars	31-Mar-22	31-Mar-21
Deferred tax assets	100.07	62.09
Deferred tax liabilities	-	-
Deferred tax assets/ liabilities (net)	100.07	62.09

Rs. In Million

2021-2022	Opening balance	Recognised in statement of profit and loss	Recognised in other comprehensive income	Closing balance
Deferred tax (liabilities)/assets in relation to:				
Property, plant and equipment	(39.87)	(14.46)	-	(54.33)
Provision for employee benefits	10.35	1.12	(0.50)	10.97
Others	29.53	(24.84)	-	4.68
Sub Total	0.00	(38.19)	(0.50)	(38.68)
MAT credit entitlement	2.99	-	-	2.99
Tax losses & accumulated depreciation	59.09	76.67	-	135.76
Grand Total	62.09	38.48	(0.50)	100.07

Rs. In Million

2020-2021	Opening balance	Recognised in statement of profit and loss	Recognised in other comprehensive income	Closing balance
Deferred tax (liabilities)/assets in relation to:				
Property, plant and equipment	-	(39.87)	-	(39.87)
Provision for employee benefits	-	6.98	3.37	10.35
Others	-	29.53	-	29.53
Sub Total	-	(3.36)	3.37	0.00
MAT credit entitlement	-	2.99	-	2.99
Tax losses & accumulated depreciation	-	59.09	-	59.09
Grand Total	-	58.72	3.37	62.09



VIVIMED LIFE SCIENCES PRIVATE LIMITED

Notes forming part of the financial statements for the year ended March 31, 2022

14 Equity Share Capital
Rs. In Million

Particulars	31-Mar-22	31-Mar-21
Authorised Share Capital		
30,000,000 equity shares of ₹10 each	300.00	300.00
	300.00	300.00
Issued, subscribed and fully paid-up		
28,266,880 equity shares of ₹10/- each fully paid-up	282.67	282.67
Total	282.67	282.67

(During the Financial Year 2017-18 Vivimed Life Sciences Private Limited had issued 1,41,23,440 equity shares to Vivimed Labs Ltd., for consideration other than in cash).

(a) Reconciliation of shares outstanding at the beginning and end of the reporting period

Particulars	Number of Shares	Number of Shares
Balance at April 01, 2020 (Equity shares of ₹10/- each fully paid-up)	2,82,66,880	2,82,66,880
Add: Issued during the year	-	-
Balance at March 31, 2021 (Equity shares of ₹10/- each fully paid-up)	2,82,66,880	2,82,66,880
Issued during the year (Equity shares of ₹10/- each fully paid)		
Balance at March 31, 2022 (Equity shares of ₹10/- each fully paid-up)	2,82,66,880	2,82,66,880

(b) Terms / rights attached to the equity shares

Equity shares of the Company have a par value of ₹ 10 per share. Each holder of equity shares is entitled to one vote per share. The Company declares and pays dividend in Indian rupees. In the event of liquidation of the Company, the holders of equity shares will be entitled to receive remaining assets of the Company, after distribution of all preferential amounts. The distribution will be in proportion to the number of equity shares held by the shareholders.

(c) Shares held by holding company

Particulars	31-Mar-22	31-Mar-21
Equity shares of ₹10/- each fully paid		
Strides Pharma Science Limited (Holding Company)		
Number of shares held	2,82,66,880	2,82,66,880
% of holding	100.00%	100.00%


Note: Of 28,266,880 shares, 1 share is held by Manjula Ramamurthy as nominee of Strides Pharma Science Limited.

(d) Details of shareholders holding more than 5% shares in the Company

Particulars	31-Mar-22	31-Mar-21
Equity shares of ₹10/- each fully paid		
Strides Pharma Science Limited (Holding Company)		
Number of shares held	2,82,66,880	2,82,66,880
% of holding	100.00%	100.00%

15 Other equity
Rs. In Million

Particulars	31-Mar-22	31-Mar-21
(i) Securities premium		
Opening balance	517.28	517.28
Additions during the year	-	-
Closing balance	517.28	517.28
(ii) Retained earnings		
Opening balance	(207.47)	(330.00)
Profit/(loss) for the year	(108.82)	121.07
Other comprehensive income	1.28	1.46
Closing balance	(315.01)	(207.47)
Total other equity	202.27	309.81



VIVIMED LIFE SCIENCES PRIVATE LIMITED

Notes forming part of the financial statements for the year ended March 31, 2022

16 Borrowings

Borrowings consist of the following:

(i) Non-current Borrowings

Particulars	Rs. In Million	
	31-Mar-22	31-Mar-21
Secured		
Term loans from banks (refer note A below)	80.00	25.00
Total	80.00	25.00

(ii) Current Borrowings

Particulars	Rs. In Million	
	31-Mar-22	31-Mar-21
Current		
Secured loans repayable on demand from		
Current maturities of long term debt	25.00	25.00
Working capital loans		
- Cash credit and packing credit loans (refer note B below)	210.30	218.02
Total	235.30	243.02
Unsecured loans		
- Working capital loans from bank	56.36	74.52
From related party including interest accrued (refer note C below and note 31)	1,316.49	829.89
Total	1,372.85	904.41
Total current borrowings	1,608.15	1,147.43

A. Term loans:

Term loan from Banks consists of:

(i) Term loan taken from RBL Bank for ₹100 million repayable in 16 equal quarterly instalments (12 months moratorium from the date of disbursement) at an interest rate of 10.15%. The Term Loan is guaranteed by Strides Pharma Science Limited.

(ii) Term loan taken from RBL bank for ₹ 80 million payable in 36 equal monthly instalments (24 months moratorium from the date of disbursement) at an interest rate of 9.25%. The term loan is guaranteed by National Credit Guarantee Trustee Company Ltd.

Term loan includes current maturity of Rs 25 million (previous year: Rs 25 million)

The term loan is secured by a charge on the moveable and immovable assets of the Company, both present and future, with a paripassu charge.

B. Cash credits and packaging credit loans:

The Company has working capital facilities in the form of cash credits and packing credit from RBL Bank, amounting to a total limit of ₹220 million with interest rates of 10.15% for cash credit and Libor + 250 BPS for packing credit facility.

The Company's Working Capital facilities are guaranteed by Strides Pharma Science Limited.

C. The Loan availed from the holding company has an original tenor of 2 years. However, keeping in mind the proposed merger with the holding company, these loans are classified as short-term for the purpose of financial statements.

Net debt reconciliation

Particulars	Rs. In Million	
	31-Mar-22	31-Mar-21
Non-current borrowings	80.00	25.00
Current borrowings	1,583.15	1,122.43
Current maturities of non-current borrowings	25.00	25.00
Less:		
Cash and cash equivalents	32.10	5.62
Balances in deposit accounts	5.99	5.66
Net debt	1,650.06	1,161.15

Reconciliation	Rs. In Million				
	As on April 1, 2021	Cash flows	Borrowing	Repayments	As on March 31, 2022
Cash and cash equivalents	5.62	26.48	-	-	32.10
Balances in deposit accounts	5.66	0.33	-	-	5.99
Non Current borrowings (including current maturities)	50.00	-	80.00	(25.00)	105.00
Current borrowings	1,122.43	-	460.72	-	1,583.15
	1,161.15	-26.81	540.72	(25.00)	1,650.06



VIVIMED LIFE SCIENCES PRIVATE LIMITED

Notes forming part of the financial statements for the year ended March 31, 2022

17 Provisions

Provisions consist of the following:

(i) **Non-Current**

Rs. In Million

Particulars	31-Mar-22	31-Mar-21
Provision for employee benefits (refer note 33)		
- Gratuity	16.81	15.32
- Compensated absences	10.75	12.66
Total	27.56	27.98

(ii) **Current**

Rs. In Million

Particulars	31-Mar-22	31-Mar-21
Provision for employee benefits (refer note 33)		
- Gratuity	2.94	2.01
- Compensated absences	3.62	2.21
Total	6.56	4.22

18 Trade payables

Rs. In Million

Particulars	31-Mar-22	31-Mar-21
- Total outstanding dues of micro enterprises and small enterprises	19.34	57.69
- Total outstanding dues of creditors other than micro enterprises and small enterprises (refer note 1 below)	695.52	1,006.93
Total	714.86	1,064.62

1. Includes receivables from related parties (refer note 31)

2. As on the date of these accounts, the company has an aggregate sum of INR 0.42 Mn (EURO 0.05 Mn) payable to a vendor towards import of goods which is outstanding beyond prescribed limit for payment as per extant Foreign Exchange Management Act (FEMA) regulations.

Trade Payables ageing schedule for the Year ended 31, March 2022

Rs. In Million

Particulars	Not due	Outstanding for the following periods from the due date				Total
		Less than 1 year	1-2 years	2-3 years	More than 3 years	
Undisputed						
- MSME	8.11	11.23	-	-	-	19.34
- Others	108.73	221.55	27.73	181.88	155.63	695.52
Disputed						
- MSME	-	-	-	-	-	-
- Others	-	-	-	-	-	-
Total	116.84	232.78	27.73	181.88	155.63	714.86

Trade Payables ageing schedule for the Year ended 31, March 2021

Rs. In Million

Particulars	Not due	Outstanding for the following periods from the due date				Total
		Less than 1 year	1-2 years	2-3 years	More than 3 years	
Undisputed						
- MSME	14.59	41.00	2.10	-	-	57.69
- Others	335.31	317.54	190.75	162.00	1.33	1,006.93
Disputed						
- MSME	-	-	-	-	-	-
- Others	-	-	-	-	-	-
Total	349.90	358.54	192.85	162.00	1.33	1,064.62

Disclosure required under Section 22 of the Micro, Small and Medium Enterprises Development Act, 2006

Rs. In Million

Particulars	31-Mar-22	31-Mar-21
a) Principal amount remaining unpaid as at the end of the accounting year	19.34	57.69
b) Interest due on the above remaining unpaid as at the end of the accounting year	2.55	3.60
c) The amount of interest paid along with the amounts of the payment made beyond the appointed day	-	-
d) The amount of interest due and payable for the period of delay in making payment but without adding the interest specified under the MSMED Act, 2006;	-	-
e) The amount of interest accrued and remaining unpaid at the end of the accounting year	12.90	10.35
f) The amount of further interest due and payable even in the succeeding year, until such date when the interest dues as above are actually paid		

Dues to Micro and Small Enterprises have been determined to the extent such parties have been identified on the basis of information collected by the Management. This has been relied upon by the auditors.

All trade payables are current. The Company's exposure to currency and liquidity risks related to trade payables is disclosed in Note 35.



VIVIMED LIFE SCIENCES PRIVATE LIMITED

Notes forming part of the financial statements for the year ended March 31, 2022

Particulars	31-Mar-22	31-Mar-21
Payable on purchase of Property, Plant and Equipment and Intangible goods	9.09	4.93
Payable to related parties (refer note 31)	-	0.17
Total	9.09	5.10

20 Other Current liabilities


Rs. In Million

Particulars	31-Mar-22	31-Mar-21
Advance from customers	15.14	8.54
Interest payable to vendors registered under MSMED Act	12.90	10.35
Statutory liabilities	5.64	5.04
Total	33.68	23.93

21 Current tax liabilities

Rs. In Million

Particulars	31-Mar-22	31-Mar-21
Provision for taxes (net of taxes paid in advance)	-	2.40
Total	-	2.40



VIVIMED LIFE SCIENCES PRIVATE LIMITED

Notes forming part of the financial statements for the year ended March 31, 2022

Particulars	Rs. In Million	
	31-Mar-22	31-Mar-21
Revenue from sale of products	1,249.69	1,670.42
Other operating revenue	4.68	38.08
Total	1,254.37	1,708.50

Other operating revenue comprises:

Particulars	Rs. In Million	
	31-Mar-22	31-Mar-21
Government incentive	2.24	36.90
Scrap Sales	2.44	1.18
Total	4.68	38.08

Particulars	Rs. In Million	
	31-Mar-22	31-Mar-21
Net gain on foreign currency transactions	34.99	-
Gain on Asset Sale	-	0.02
Interest income	0.37	0.56
Other income	0.10	-
Insurance Claim	0.42	-
Provisions no longer required reversed	-	23.53
Liabilities no longer payable written back	-	6.59
Total	35.88	30.70

Particulars	Rs. In Million	
	31-Mar-22	31-Mar-21
Opening Stock	358.49	363.89
Add : Purchases during the year RM, PM, Consumables	464.30	1,116.40
	822.79	1,480.29
Less : Closing Stock of RM, PM, Consumables	208.45	358.49
Total	614.34	1,121.80

Particulars	Rs. In Million	
	31-Mar-22	31-Mar-21
Inventories at the end of the year		
- Finished Goods	202.29	237.58
- Semi Finished Goods & Work in Progress	7.88	43.60
	210.17	281.18
Inventories at the beginning of the year		
- Finished Goods	237.58	33.86
- Semi Finished Goods & Work in Progress	43.60	24.48
	281.18	58.35
Net Decrease/(Increase) in Inventories	71.01	(222.83)

Particulars	Rs. In Million	
	31-Mar-22	31-Mar-21
Salaries, wages and bonus	178.05	170.46
Contribution to provident and other funds	11.52	9.77
Gratuity (refer note 33)	4.80	3.68
Staff welfare expenses	39.87	28.68
Total	234.24	212.59



VIVIMED LIFE SCIENCES PRIVATE LIMITED

Notes forming part of the financial statements for the year ended March 31, 2022

27 Finance costs	Rs. In Million	
	31-Mar-22	31-Mar-21
Particulars		
Interest on Borrowings from banks	13.09	18.79
Interest to Holding Company (refer note 31)	103.02	93.47
Interest on Income Tax / TDS	0.04	0.15
Interest - Others	6.65	5.64
Other finance costs	1.80	1.54
Guarantee commission (refer note 31)	2.47	2.70
Total	127.07	122.29

28 Depreciation and amortisation expense	Rs. In Million	
	31-Mar-22	31-Mar-21
Particulars		
Depreciation of tangible assets	61.76	52.13
Amortization of intangible assets	1.28	1.15
Total	63.04	53.28


29 Other expenses	Rs. In Million	
	31-Mar-22	31-Mar-21
Particulars		
Subcontracting charges	17.08	18.19
Power, Fuel & Water	54.76	61.79
Rent	1.35	0.94
Repairs and maintenance:		
- Buildings	1.42	1.01
- Machinery	51.74	41.89
- Others	3.61	1.70
Security charges	4.52	3.66
Insurance	1.83	1.27
Rates & Taxes	21.47	0.21
Communication	2.00	2.30
Travelling and conveyance	1.39	0.70
Printing & Stationery	1.70	1.84
Carriage, freight and forwarding	84.38	110.51
Support Service charges (refer note 31)	4.20	4.28
Legal and professional fees	7.70	3.45
Payments to auditors (refer note (i) below)	1.22	1.08
Loss on sale of property, plant and equipment	0.01	-
Consumption of stores and spares	48.64	50.34
USFDA - Facility Fees / Product Reg expense	15.25	15.51
Net loss on foreign currency transaction	-	39.28
Bad debts written off / provision for doubtful trade and other receivables	-	23.53
Donation	-	0.03
Miscellaneous Expenses	3.58	3.22
Total	327.85	386.73

Note:

(i) Payments to the auditors comprises (net of taxes) of:

Particulars	Rs. In Million	
	31-Mar-22	31-Mar-21
- Statutory Audit	0.70	0.70
- Taxation matters	0.16	0.16
- Other Services (Limited review & certification)	0.36	0.22
Total	1.22	1.08

30 Tax expenses	Rs. In Million	
	31-Mar-22	31-Mar-21
Particulars		
Current tax:		
Current tax expense	-	2.99
Deferred tax benefit:		
Deferred tax Expense/(benefit)	(38.48)	(55.73)
Minimum alternative tax credit	-	(2.99)
	(38.48)	(58.72)
Income tax expense recognised in the statement of profit or loss	(38.48)	(55.73)



VIVIMED LIFE SCIENCES PRIVATE LIMITED
Notes forming part of financial statements for the period ended March 31, 2022

Note 31

Related Party Transactions

Names of related parties and description of relationship

Holding Company	Strides Pharma Science Limited Strides Pharma Global Pte Limited
Fellow subsidiaries	Arco Lab Private Limited Universal Corporation Limited Strides Emerging Markets Limited* Strides Pharma Inc
Enterprises owned / significantly influenced by KMP / Director / Promoter Group of Holding Company	Solara Active Pharma Sciences Limited Lifecell International Private Limited Aurore Pharmaceuticals Private Limited
Key Managerial Personnel	
Chief Financial Officer	Venkatesh Kailasanathan
Directors	Umesh Pralhadrao Kale
Directors	Surendra Kumar Polavarapu
Directors	Vikesh Kumar
Manager	Dr Ravi Prakash Reddy Sanivarappu (April 1, 2021 to August 2, 2021)
Manager	Dr Anil Kashiram Fokmare (August 2, 2021 to Jan 21, 2022)
Manager	Nataraj Ganesh Kumar (Jan 21, 2022 to 31 March, 2022)
Company Secretary	Radhakrishnan K V


* Strides Emerging Markets Limited merged with Strides Pharma Science Limited on December 1, 2020 with an appointed date of April 1, 2019.



Transactions with related parties

Rs. in Million

Nature of Transactions	Holding company		Fellow subsidiaries		Associate of holding company		Enterprise owned / significantly influenced by KMP/ director of Holding Company		Directors/ KMP/Relatives of KMP	
	Year Ended	Year Ended	Year Ended	Year Ended	Year Ended	Year Ended	Year Ended	Year Ended	Year Ended	Year Ended
	31-Mar-22	31-Mar-21	31-Mar-22	31-Mar-21	31-Mar-22	31-Mar-21	31-Mar-22	31-Mar-21	31-Mar-22	31-Mar-21
Sale of materials										
1 Strides Pharma Science Limited	25.70	102.60	-	-	-	-	-	-	-	-
2 Strides Pharma Global Pte Limited	-	-	1,126.75	1,431.91	-	-	-	-	-	-
3 Universal Corporation Limited	-	-	1.26	-	-	-	-	-	-	-
Purchase of Materials/Services										
1 Strides Pharma Science Limited	19.93	456.34	-	-	-	-	-	-	-	-
2 Aureore Pharmaceuticals Private Limited	-	-	-	-	-	-	0.58	-	-	-
3 Lifecell International Private Limited	-	-	-	-	-	-	0.74	-	-	-
4 Strides Pharma Global Pte Limited	-	-	38.07	-	-	-	-	-	-	-
5 Solara Active Pharma Sciences Limited	-	-	-	-	-	-	10.80	-	-	-
Sale of assets										
1 Strides Pharma Science Limited	0.18	3.08	-	-	-	-	-	-	-	-
Support service expense										
1 Arcolab Private Limited	-	-	3.66	3.86	-	-	-	-	-	-
Employee related liability transfer to										
1 Strides Pharma Science Limited	1.04	0.68	-	-	-	-	-	-	-	-
Guarantee Commission										
1 Strides Pharma Science Limited	2.47	2.70	-	-	-	-	-	-	-	-
Interest expense										
1 Strides Pharma Science Limited	103.02	93.47	-	-	-	-	-	-	-	-
Loan taken										
1 Strides Pharma Science Limited	463.88	451.13	-	-	-	-	-	-	-	-
Loan repaid										
1 Strides Pharma Science Limited	70.00	355.06	-	-	-	-	-	-	-	-
Office Rent										
1 Strides Pharma Science Limited	0.06	0.03	-	-	-	-	-	-	-	-
Reimbursement of expense incurred by										
1 Strides Pharma Science Limited	27.97	39.09	-	-	-	-	-	-	-	-
Reimbursement of expense incurred on behalf of										
1 Strides Pharma Global Pte Limited	-	-	2.99	39.00	-	-	-	-	-	-
Managerial remuneration										
1 Dr.Ravi Prakash Reddy	-	-	-	-	-	-	-	-	5.14	8.70
2 Dr.Anil Folkmate	-	-	-	-	-	-	-	-	3.59	-
3 Nataraj Ganesh Kumar	-	-	-	-	-	-	-	-	0.82	-
4 K. V RadhaKrishnan	-	-	-	-	-	-	-	-	1.41	1.09




VIVIMED LIFE SCIENCES PRIVATE LIMITED
Notes forming part of financial statements for the period ended March 31, 2022

Related party closing balances

Nature of Transactions	Holding company		Fellow subsidiaries		Associate of holding company		Enterprise owned / significantly influenced by KMP/ director of Holding Company	
	Year Ended 31-Mar-22	Year Ended 31-Mar-21	Year Ended 31-Mar-22	Year Ended 31-Mar-21	Year Ended 31-Mar-22	Year Ended 31-Mar-21	Year Ended 31-Mar-22	Year Ended 31-Mar-21
Balance of payables								
1 Strides Pharma Science Limited	1,342.48	1,087.66	-	-	-	-	-	-
2 Arco Lab Private Limited	-	-	0.58	1.20	-	-	-	-
3 Strides Pharma Inc	-	-	-	6.92	-	-	-	-
4 Solara Active Pharma Sciences Limited	-	-	-	-	-	-	12.73	-
Balance of receivables								
1 Strides Pharma Global Pte Limited	-	-	740.97	446.32	-	-	-	-
2 Universal Corporation	-	-	1.29	-	-	-	-	-

Terms and conditions of transactions with related parties:

The sales to and purchases from related parties are made on terms equivalent to those that prevail in arm's length transactions. Outstanding balances at the year-end are unsecured and interest free.



VIVIMED LIFE SCIENCES PRIVATE LIMITED

Notes forming part of the financial statements for the year ended March 31, 2022

32 Segment information

In accordance with Ind AS 108 - Operating segments, segment information has been provided in the consolidated financial statements of Strides Pharma Science Limited (the Holding Company) and therefore no separate disclosure on segment information is given in these financial statements.

33 Employee benefit plans

33.1 Defined contribution plans

The employees of the Company are members of a state-managed retirement benefit plan operated by the government. The Company is required to contribute a specified percentage of payroll costs to the retirement benefit scheme to fund the benefits. The only obligation of the Company with respect to the retirement benefit plan is to make the specified contributions.

During the period, the Company has recognized the following amount in the Profit and Loss Account-

Particulars	31-Mar-22	31-Mar-21
Employers' Contribution to Provident Fund	11.52	9.77
Employers' Contribution to Employee state insurance scheme	0.27	0.60



33.2 Defined benefit plans

The Company provides its employees with benefits under a defined benefit plan, referred to as the "Gratuity Plan". The Gratuity Plan entitles an employee, who has rendered at least five years of continuous service, to receive 15 days salary for each year of completed service (service of six months and above is rounded off as one year) at the time of retirement/exit.

The following tables summarize the components of net benefit expense recognised in the statement of profit or loss & the amounts recognised in the balance sheet:

Reconciliation of opening and closing balances of the present value of the defined benefit obligations:

Particulars	31-Mar-22	31-Mar-21
Opening balance	17.33	13.64
Current service cost	3.78	2.86
Interest cost	1.02	0.82
Benefits paid	(1.64)	(1.91)
Actuarial (gain)/loss	(1.78)	1.91
Acquisition / Divestiture	1.04	-
Closing balance	19.75	17.33
Present value of projected benefit obligation at the end of the year	19.75	17.33
Fair value of plan assets at the end of the year	-	-
Net liability recognised in the balance sheet	19.75	17.33
Current provision	2.94	2.01
Non current provision	16.81	15.32
Expenses recognised in statement of profit and loss	31-Mar-22	31-Mar-21
Service cost	3.78	2.86
Interest cost	1.02	0.82
Gratuity cost	4.80	3.68
Re-measurement gains/ (losses) in OCI		
Actuarial (Gain) / Loss due to Demographic Assumption changes in DBO	(0.92)	(0.64)
Actuarial (Gain) / Loss due to Financial Assumption changes in DBO	(0.17)	0.17
Actuarial gain / (loss) due to others	(0.69)	2.39
Remeasurement because of OB difference	-	-
Return on plan assets greater (less) than discount rate	-	-
Total expenses routed through OCI	(1.78)	1.91



VIVIMED LIFE SCIENCES PRIVATE LIMITED

Notes forming part of the financial statements for the year ended March 31, 2022

Assumptions	31-Mar-22	31-Mar-21
Discount rate (per annum)	6.41%	6.24%
Future salary increases	10.00%	10.00%

A quantitative sensitivity analysis for significant assumption and its impact on projected benefit obligation are as follows:

Particulars	31-Mar-22	31-Mar-21
Impact of 1% increase in discount rate	18.82	16.34
Impact of 1% decrease in discount rate	20.76	18.44
Impact of 1% increase in salary growth rate	20.61	18.29
Impact of 1% decrease in salary growth rate	18.93	16.44

These sensitives have been calculated to show the movement in projected benefit obligation in isolation and assuming there are no other changes in market conditions.

Expected future Cash outflows towards the plan are as follows-

Financial Year	31-Mar-22
2022-23	2.94
2023-24	2.68
2024-25	2.83
2025-26	2.59
2026-27	2.75
2027-28 to 2031-32	7.96

33.3 Actuarial Assumptions for Long-term Compensated Absence

Actuarial Assumptions	31-Mar-22	31-Mar-21
Discount Rate	6.41%	6.24%
Salary escalation Rate	10.00%	10.00%
Attrition Rate	-	-
Charge In the Statement of Profit and Loss	3.86	6.52
Liability at the year end	14.37	14.87

Note: The estimates and rate of escalation in salary considered in actuarial valuation take into consideration inflation, seniority, promotion and other relevant factors such as employment market conditions. These figure are as certified by an actuary.


34 Earnings per share

Basic EPS amounts are calculated by dividing the profit for the year attributable to equity holders by the weighted average number of equity shares outstanding during the year.

Diluted EPS amounts are calculated by dividing the profit attributable to equity holders by the weighted average number of equity shares outstanding during the year plus the weighted average number of equity shares that would be issued on conversion of all the dilutive potential equity shares into equity shares.

The following table sets out the computation of basic and diluted earnings per share:

Particulars	31-Mar-22	31-Mar-21
Profit for the year attributable to equity share holders	(108.82)	121.07
Shares		
Weighted average number of equity shares outstanding during the year – basic	2,82,66,880	2,82,66,880
Weighted average number of equity shares outstanding during the year – diluted	2,82,66,880	2,82,66,880
Earnings per share		
Earnings per share of par value ₹ 10 – basic (₹)	(3.85)	4.28
Earnings per share of par value ₹ 10 – diluted (₹)	(3.85)	4.28



VIVIMED LIFE SCIENCES PRIVATE LIMITED

Notes forming part of the financial statements for the year ended March 31, 2022

35 Financial risk management objectives and policies

The Company's principal financial liabilities comprise loans and borrowings, trade and other payables. The main purpose of these financial liabilities is to finance and support Company's operations. The Company's principal financial assets include inventory, trade and other receivables, cash and cash equivalents and refundable deposits that derive directly from its operations.

The Company is exposed to market risk, credit risk and liquidity risk. The Company's senior management oversees the management of these risks. The Board of Directors reviews and agrees policies for managing each of these risks, which are summarized below.

a) Market risk

Market risk is the risk that the fair value of future cash flows of a financial instrument will fluctuate because of changes in market prices. Market risk comprises two types of risk: interest rate risk and other price risk, such as commodity risk. Financial instruments affected by market risk include loans and borrowings and refundable deposits. The sensitivity analysis in the following sections relate to the position as at March 31, 2022 and March 31, 2021. The sensitivity analysis have been prepared on the basis that the amount of net debt and the ratio of fixed to floating interest rates of the debt.

The analysis excludes the impact of movements in market variables on the carrying values of gratuity and other post retirement obligations; provisions.

The below assumption has been made in calculating the sensitivity analysis:

The sensitivity of the relevant profit or loss item is the effect of the assumed changes in respective market risks. This is based on the financial assets and financial liabilities held at March 31, 2022 and March 31, 2021.

b) Interest rate risk

Interest rate risk is the risk that the fair value or future cash flows of a financial instrument will fluctuate because of changes in market interest rates. The Company's exposure to the risk of changes in market interest rates relates primarily to the Company's short-term debt obligations with floating interest rates.

The Company manages its interest rate risk by having a balanced portfolio of variable rate borrowings. The Company does not enter into any interest rate swaps.

Interest rate sensitivity

The following table demonstrates the sensitivity to a reasonably possible change in interest rates on that portion of loans and borrowings affected. With all other variables held constant, the Company's profit before tax is affected through the impact on floating rate borrowings, as follows:

	Increase/decrease in interest rate	Effect on profit before tax
March 31, 2022		
INR in million	+1%	(16.88)
INR in million	-1%	16.88
March 31, 2021		
INR in million	+1%	(11.72)
INR in million	-1%	11.72

c) Credit risk

Credit risk is the risk that counterparty will not meet its obligations under a financial instrument or customer contract, leading to a financial loss. The credit risk arises principally from its operating activities (primarily trade receivables) and from its investing activities, including deposits with banks and financial institutions and other financial instruments.

Credit risk is controlled by analysing credit limits and creditworthiness of customers on a continuous basis to whom credit has been granted after obtaining necessary approvals for credit. The collection from the trade receivables are monitored on a continuous basis by the receivables team. The Company establishes an allowance for credit loss that represents its estimate of expected losses in respect of trade and other receivables based on the past and the recent collection trend.

Credit risk on cash and cash equivalent is limited as the Company generally transacts with banks and financial institutions with high credit ratings assigned by international and domestic credit rating agencies.



VIVIMED LIFE SCIENCES PRIVATE LIMITED

Notes forming part of the financial statements for the year ended March 31, 2022

d) Liquidity risk

The Company's objective is to maintain a balance between continuity of funding and flexibility through the use of bank deposits and loans.

The table below summarises the maturity profile of the Company's financial liabilities based on contractual undiscounted payments:

	On demand	Less than 3 months	3 to 12 months	1 to 5 years	>5 years	Total
Year ended March 31, 2022						
Short-term Borrowings	1,583.15	-	-	-	-	1,583.15
Term Loan	-	-	25.00	80.00	-	105.00
Long-term Borrowings	-	-	-	-	-	-
Trade payables	714.86	-	-	-	-	714.86
Year ended March 31, 2021						
Short-term Borrowings	1,122.43	-	-	-	-	1,122.43
Term Loan	-	-	25.00	25.00	-	50.00
Long-term Borrowings	-	-	-	-	-	-
Trade payables	1,064.62	-	-	-	-	1,064.62

36 Capital management

The Company's policy is to maintain a stable capital base so as to maintain investor, creditor and market confidence and to sustain future development of the business. Management monitors capital on the basis of return on capital employed as well as the debt to total equity ratio.

For the purpose of debt to total equity ratio, debt considered is long-term and short-term borrowings. Total equity comprise of issued share capital and all other equity reserves.

The capital structure as of March 31, 2022 and March 31, 2021 was as follows:

Particulars	31-Mar-22	31-Mar-21
Total equity attributable to the equity shareholders of the Company	484.94	592.48
As a percentage of total capital	22.32%	33.57%
Long term borrowings including current maturities	105.00	50.00
Short term borrowings	1,583.15	1,122.43
Total borrowings	1,688.15	1,172.43
As a percentage of total capital	77.68%	66.43%
Total capital (equity and borrowings)	2,173.09	1,764.91

37 Foreign Currency Exposure

Foreign Currency Exposure as at March 31, 2022 that have not been hedged by a derivative instrument or other wise:

Particulars	31-Mar-22		31-Mar-21	
	Amount in Foreign Currency	₹ in Million	Amount in Foreign Currency	₹ in Million
Receivables - USD	15.91	1,207.50	12.11	882.82
Receivables - EURO	-	-	-	-
Receivables - CHF	-	-	-	-
Total		1,207.50		882.82
Payables - USD	2.96	224.54	2.90	212.24
Payables - EURO	0.01	0.42	0.01	0.57
Total		224.97		212.81



VIVIMED LIFE SCIENCES PRIVATE LIMITED

Notes forming part of the financial statements for the year ended March 31, 2022

38 Operating Ratios

Rs.in Million

Ratio	31-Mar-22			31-Mar-21			% of variance	Reason for Variance
	Numerator	Denominator	Ratio	Numerator	Denominator	Ratio		
(i) Current Ratio								
Current Assets	1,855.54			1,798.00				
Current Liabilities		2,372.34			2,247.70			
	1,855.54	2,372.34	0.78	1,798.00	2,247.70	0.80	-2%	
(ii) Debt to Equity Ratio								
Non current borrowings(Note 16(i))	80.00			25.00				Loss incurred during the year
Current borrowings(Note 16(ii))	1,608.15			1,147.43				
Shareholders' Equity		484.94			592.48			
	1,688.15	484.94	3.48	1,172.43	592.48	1.98	76%	
(iii) Debt Service Coverage Ratio								
PAT	(108.82)			121.07				Loss incurred during the year
Add:								
Depreciation (Note 28)	63.04			53.28				
Interest on borrowings (Note 27)	116.11			112.26				
Loss on sale of fixed assets (Note 29)	0.01			-				
Interest payments (Note 27)		116.11			112.26			
Principal repayments (Note 16(ii))		25.00			25.00			
	70.34	141.11	0.50	286.61	137.26	2.09	-76%	
(iv) Return on Equity								
PAT	(108.82)			121.07				Loss incurred during the year
Less:								
Preference dividend	-			-				
Opening Shareholder's equity		592.48			469.95			
Closing shareholders' equity		484.94			592.48			
Average shareholders' equity		538.71			531.22			
	(108.82)	538.71	(0.20)	121.07	531.22	0.23	-189%	
(v) Inventory Turnover Ratio								
Cost of goods sold	685.35			898.97				
Opening inventory		639.67			422.23			
Closing inventory		418.62			639.67			
Average inventory		529.15			530.95			
	685.35	529.15	1.30	898.97	530.95	1.69	-24%	
(vi) Trade receivable turnover ratio								
Net credit sales (Note 22)	1,249.69			1,670.42				Reduction in sales during the year
Opening receivable		830.33			923.66			
Closing receivable		1,149.74			830.33			
Average receivables		990.04			877.00			
	1,249.69	990.04	1.26	1,670.42	877.00	1.90	-34%	
(vii) Trade payable turnover ratio								
Net purchases	771.66			1,440.56				Reduction in purchases during the year
Opening trade payable		1,051.64			1,041.74			
Closing trade payable		708.51			1,051.64			
Average trade payable		880.08			1,046.69			
	771.66	880.08	0.88	1,440.56	1,046.69	1.38	-36%	




VIVIMED LIFE SCIENCES PRIVATE LIMITED

Notes forming part of the financial statements for the year ended March 31, 2022

38 Operating Ratios

Rs.in Million

Ratio	31-Mar-22			31-Mar-21			% of variance	Reason for Variance
	Numerator	Denominator	Ratio	Numerator	Denominator	Ratio		
(viii) Net capital turnover ratio								
Net Sales	1,249.69			1,670.42				Reduction in sales during the year
Current assets		1,855.54			1,798.00			
Current liabilities		2,372.34			2,247.70			
	1,249.69	(516.80)	(2.42)	1,670.42	(449.70)	(3.71)	-35%	
(ix) Net Profit Ratio								
PAT	(108.82)			121.07				Loss incurred during the year
Add: Exceptional items	-			-				
Net Profit	(108.82)			121.07				
Net Sales		1,249.69			1,670.42			
	(108.82)	1,249.69	(0.09)	121.07	1,670.42	0.07	-220%	
(x) Return on capital employed								
Profit before taxes	(147.30)			65.34				Loss incurred during the year
Add:								
Exceptional items	-			-				
Interest cost	127.07			122.29				
Tangible net worth		480.36			587.97			
Total debt		1,688.15			1,172.43			
Capital employed	(20.23)	2,168.51	(0.01)	187.63	1,760.40	0.11	-109%	



VIVIMED LIFE SCIENCES PRIVATE LIMITED

Notes forming part of the financial statements for the year ended March 31, 2022

39 Merger of the Company with Strides Pharma Science Limited

The Board of Directors of the Company at their meeting held on January 21, 2022 have approved an updated Scheme of Amalgamation for merger of the Company into Strides Pharma Science Limited (Strides), the holding company, pursuant to the provisions of Section 230 to 232 of the Companies Act, 2013 (Scheme).


The Scheme was originally approved by the Board during October 2020. However, the Company did not proceed at that time and the current Scheme supersedes the original Scheme.

Appointed Date for the said Scheme is April 1, 2022. The Scheme is subject to approval of the shareholders and creditors of respective companies and approval of the Hon'ble National Company Law Tribunal, Mumbai Bench and other statutory/ regulatory approvals, as may be required.

40 Prior year comparatives

The figures of the previous year have been regrouped/reclassified, where necessary, to conform with the current year's classification.

As per our report of even date attached
For Gnanoba & Bhat
Chartered Accountants
ICAI Firm Registration Number: 000939S



R Umesh
Partner
Membership No.: 027892

Place: Bengaluru
Date: May 12, 2022




for and on behalf of the Board of Directors of
VIVIMED LIFE SCIENCES PRIVATE LIMITED
CIN: U24304MH2017PTC348859


Umesh Pralhadrao Kale
Director
DIN: 07486080


Venkatesh Kailasanathan
Chief Financial Officer


Surendra Kumar Polavarapu
Director
DIN: 09005743


Radhakrishnan Vaidyanathan Kollengode
Company Secretary
Membership No: A35149

